

# A superior profit improvement solution

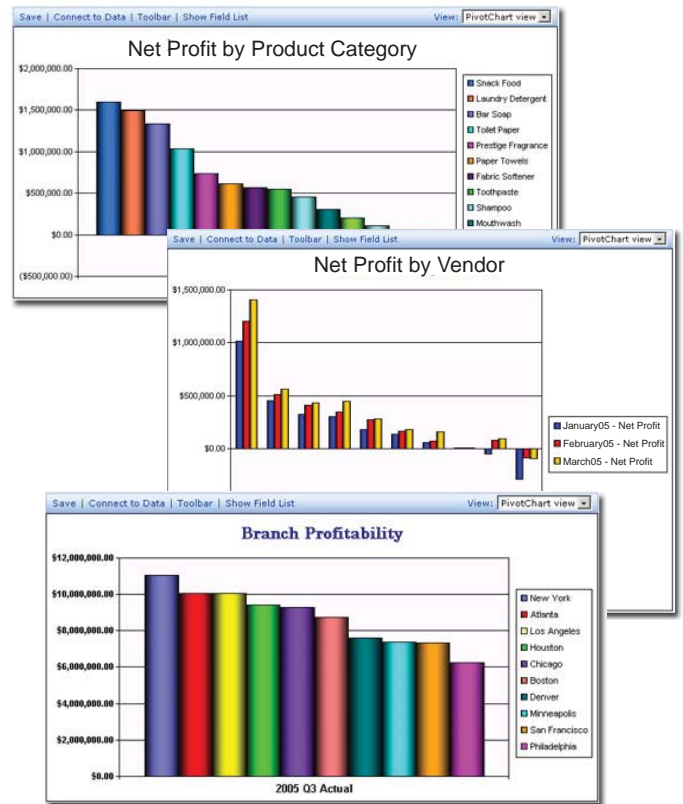


Successful businesses grow their profits, year after year. To remain ahead, business leaders need better tools for modeling, measuring, and monitoring profitability. Tools with state-of-the-art analytics that give timely, accurate visibility into multiple dimensions of business performance can be the key to increasing profitability and surpassing the competition.

## Acorn Systems Enterprise Performance Suite (EPS)

Acorn Systems makes sustained profit improvement possible. By combining a unique consulting methodology with advanced business analysis software, Acorn Systems delivers powerful tools for organizations to measure and identify key areas for profit improvement. Easy-to-use graphical reports, custom dashboards, and business modeling tools provide real-time, enterprise-wide visibility into business performance. With the capability to monitor, measure, and improve profitability, business managers can effectively drive tremendous bottom-line results.

## Measure Critical Areas for Profit Improvement



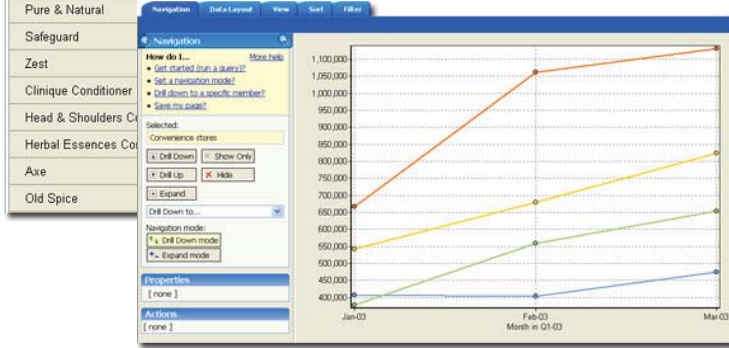
*Easily see profits by product category, vendor, store, branch, customer or other business category*

See deeper, enterprise-wide views into aspects of business performance

### Product Cost and Profitability Metrics

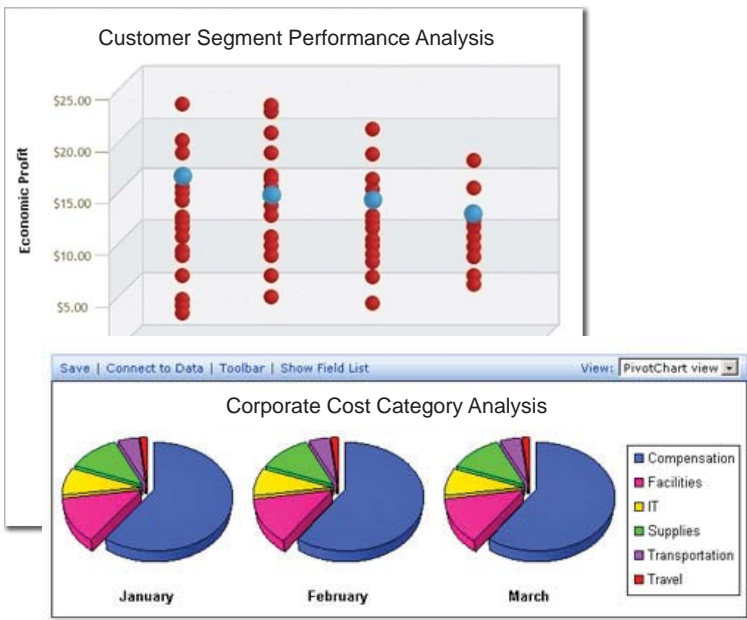
	Jan-06	Feb-06	Mar-06
	Percent Returned	Percent Returned	Percent Returned
Camay	2.5%	2.6%	2.2%
Coast	2.8%	2.6%	2.7%
Dial	2.7%	2.5%	2.9%
Irish Spring Aloe	3.7%	4.1%	3.6%
Irish Spring Sport	4.9%	4.5%	5.3%

### Customer Segments Net Profit Contribution



Get specific product metrics and drill down through multiple dimensions for a deeper understanding of costs and net profitability

### Analyze Results and Plan for Change



Use powerful analytical reports to highlight cost and profitability issues. Understand cost category composition for the entire organization across time periods. Forecast the impact of change using advanced business modeling capabilities

## Key Features

- Fully scalable product suite designed for large models and enormous data sets
- Custom dashboard provides detailed graphic reports & analyses on profit, revenue, pricing and costs in key areas of business
- Advanced modeling capabilities allow you to forecast the impact of change, such as lower costs or higher pricing
- Role-based reporting provides out-of-the box security, limiting access to reports by an individual's roles for easy management of departmental permissions
- Business scorecards work with Microsoft Office Business Scorecards Manager, so you can include interactive business scorecards in the dashboard
- Sustainable, scalable and secure
- Accurate and verifiable
- Flexible integration
- Web-based maintenance
- Easily import and validate data

## Benefits

- Provides key decision makers relevant, high-quality, actionable information by unlocking the value of current data
- Drives significant profit improvement
- Creates a consistent view of performance for finance and operations, breaking down the barriers of traditional metrics
- Quick time to value
- Low total cost of ownership
- Easy maintenance

For a demonstration

Call: 1.800.982.2676

Email: sales@acornsys.com

For more information: www.acornsys.com